




## CONFERENCE / GUEST




### SPECIFICATIONS

- All models ship assembled.
- Fabric/fabric, fabric/vinyl, leather/fabric and vinyl/vinyl is available. First upholstery code is for the backrest and arms, the second upholstery code is for the seat.
- If dual upholstery combination is from two different grades, list price is the highest grade of the two (includes C.O.M. and C.O.V.).
- C.O.M./C.O.V. available. Please refer to page 63 of the current United Chair Price Book.
- Control mechanism is black.
- All models come in a choice of two Polished Chrome bases; the standard 5-prong **PCB** base with 2" (51 mm) hard plastic dual-wheel **CC** casters or the low profile 4-prong **ST4** base. **ST4** is not available on casters or glides. When selecting **ST4**, please indicate **NA** (not applicable) in the caster code field.



### DUAL UPHOLSTERY APPLICATION

SAMPLE ORDER : PP14-E3-DN05-DN05-ST-CP-PCB-CF

CONFERENCE AND GUEST CHAIRS										SAMPLE ORDER: PP14-E3-CPT72-DN02-ST-CP-PCB-CC																								
 One upholstery – back/seat: C.O.M.: 2.1 yd – 1,92 m Dual upholstery – back only: C.O.M.: 1.7 yd – 1,55 m Dual upholstery – seat only: C.O.M.: 0.7 yd – 0,64 m	<b>PP14</b>					<b>Standard features</b>					<b>Dimensions</b>		<b>(in)</b>		<b>(mm)</b>		<b>Dimensions</b>		<b>(in)</b>		<b>(mm)</b>													
	High back		<b>ST:</b> Swivel-tilt control			Seat height		18½-24		470-610		Overall height		40½-46		1029-1168		Upright back lock		<b>CP:</b> Polished Chrome pneumatic cylinder			Seat width		16		406		Overall width		30¾		768	
	Integrated lumbar support		<b>PCB:</b> 5-prong base, Polished Chrome			Seat depth		19½		495		Overall depth		26		660		Width between arms		19		483		<b>CC:</b> Hard dual-wheel casters, Polished Chrome		Back height		24½		622				
		<b>ST4:</b> Low profile 4-prong base, Polished Chrome			Back width		22		459																									
		<b>Model</b>		<b>Frame</b>		<b>Upholstery / List (\$)</b>				<b>Control (\$)</b>		<b>Cylinder (\$)</b>		<b>Base (\$)</b>		<b>Casters (\$)</b>		<b>Other options (\$)</b>																
		<b>PP14</b>		<b>E3 Black</b>		Grade 1		1,446		Grade 5		1,612		<b>ST</b>		<b>Std</b>		<b>CP</b>		<b>Std</b>		<b>PCB</b>		<b>Std</b>		<b>CC</b>		<b>Std</b>		<b>CSB<sup>(4)</sup></b>		<b>47</b>		
						Grade 2		1,487		Grade 6		1,695														<b>CF<sup>(1)</sup></b>		<b>120</b>		<b>CSW<sup>(5)</sup></b>		<b>47</b>		
						Grade 3		1,524		Grade 7		2,075														<b>GLD<sup>(2)</sup></b>		<b>16</b>						
						Grade 4		1,544		Grade 8		1,804						<b>ST4</b>		<b>Std</b>		<b>NA<sup>(3)</sup></b>		<b>Std</b>										
 One upholstery – back/seat: C.O.M.: 2 yd – 1,82 m Dual upholstery – back only: C.O.M.: 1.6 yd – 1,46 m Dual upholstery – seat only: C.O.M.: 0.7 yd – 0,64 m	<b>PP12</b>					<b>Standard features</b>					<b>Dimensions</b>		<b>(in)</b>		<b>(mm)</b>		<b>Dimensions</b>		<b>(in)</b>		<b>(mm)</b>													
	Medium back		<b>ST:</b> Swivel-tilt control			Seat height		18½-24		470-610		Overall height		37½-43		953-1092		Upright back lock		<b>CP:</b> Polished Chrome pneumatic cylinder			Seat width		16		406		Overall width		30¾		768	
	Integrated lumbar support		<b>PCB:</b> 5-prong base, Polished Chrome			Seat depth		19½		495		Overall depth		26		660		Width between arms		19		483		<b>CC:</b> Hard dual-wheel casters, Polished Chrome		Back height		21½		546				
		<b>ST4:</b> Low profile 4-prong base, Polished Chrome			Back width		22		459																									
		<b>Model</b>		<b>Frame</b>		<b>Upholstery / List (\$)</b>				<b>Control (\$)</b>		<b>Cylinder (\$)</b>		<b>Base (\$)</b>		<b>Casters (\$)</b>		<b>Other options (\$)</b>																
		<b>PP12</b>		<b>E3 Black</b>		Grade 1		1,352		Grade 5		1,498		<b>ST</b>		<b>Std</b>		<b>CP</b>		<b>Std</b>		<b>PCB</b>		<b>Std</b>		<b>CC</b>		<b>Std</b>		<b>CSB<sup>(4)</sup></b>		<b>47</b>		
						Grade 2		1,383		Grade 6		1,570														<b>CF<sup>(1)</sup></b>		<b>120</b>		<b>CSW<sup>(5)</sup></b>		<b>47</b>		
						Grade 3		1,420		Grade 7		1,903														<b>GLD<sup>(2)</sup></b>		<b>16</b>						
						Grade 4		1,435		Grade 8		1,669						<b>ST4</b>		<b>Std</b>		<b>NA<sup>(3)</sup></b>		<b>Std</b>										
 One upholstery – back/seat: C.O.M.: 1.95 yd – 1,78 m Dual upholstery – back only: C.O.M.: 1.5 yd – 1,37 m Dual upholstery – seat only: C.O.M.: 0.7 yd – 0,64 m	<b>PP4</b>					<b>Standard features</b>					<b>Dimensions</b>		<b>(in)</b>		<b>(mm)</b>		<b>Dimensions</b>		<b>(in)</b>		<b>(mm)</b>													
	Low back		<b>ST:</b> Swivel-tilt control			Seat height		18½-24		470-610		Overall height		34½-40		876-1016		Upright back lock		<b>CP:</b> Polished Chrome pneumatic cylinder			Seat width		16		406		Overall width		30¾		768	
	Integrated lumbar support		<b>PCB:</b> 5-prong base, Polished Chrome			Seat depth		19½		495		Overall depth		26		660		Width between arms		19		483		<b>CC:</b> Hard dual-wheel casters, Polished Chrome		Back height		18½		470				
		<b>ST4:</b> Low profile 4-prong base, Polished Chrome			Back width		22		459																									
		<b>Model</b>		<b>Frame</b>		<b>Upholstery / List (\$)</b>				<b>Control (\$)</b>		<b>Cylinder (\$)</b>		<b>Base (\$)</b>		<b>Casters (\$)</b>		<b>Other options (\$)</b>																
		<b>PP4</b>		<b>E3 Black</b>		Grade 1		1,253		Grade 5		1,388		<b>ST</b>		<b>Std</b>		<b>CP</b>		<b>Std</b>		<b>PCB</b>		<b>Std</b>		<b>CC</b>		<b>Std</b>		<b>CSB<sup>(4)</sup></b>		<b>47</b>		
						Grade 2		1,284		Grade 6		1,451														<b>CF<sup>(1)</sup></b>		<b>120</b>		<b>CSW<sup>(5)</sup></b>		<b>47</b>		
						Grade 3		1,316		Grade 7		1,747														<b>GLD<sup>(2)</sup></b>		<b>16</b>						
						Grade 4		1,331		Grade 8		1,539						<b>ST4</b>		<b>Std</b>		<b>NA<sup>(3)</sup></b>		<b>Std</b>										

(1) **CF:** Soft dual-wheel casters (non-marking), Polished Chrome accent.  
 (2) **GLD:** Flat glides, black.

(3) **NA:** Not applicable (indicate when the ST4 option is specified).  
 (4) **CSB:** Contrast stitching option, black.  
 (5) **CSW:** Contrast stitching option, white.