




CODIFICATION

Series	Options	
	Thickness	Edgebanding
N	1 Thermofused laminate 1"	N Smooth edge K Knife edge
	2 High-pressure laminate 1"	
	5 Thermofused laminate 1½"	
	6 High-pressure laminate 1½"	

EDGEBANDING

Is applied automatically on top and sides.


N Edge



1" and 1½"

The N edge is matched with the finish specified for the surface.

Knife Edge

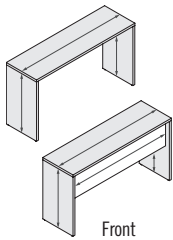


1½"

The knife edge K is available (and in matching color) ONLY when a wood grain finish or Snow (SNO) is specified for the surface.

CAFÉ HEIGHT TABLES

Café height tables – 24" D



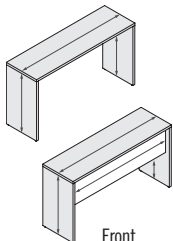
W x D x H (in)	W x D x H (mm)	Code	All Laminate (\$)	HPL Surfaces (\$)
----------------	----------------	------	-------------------	-------------------

18" H (457 mm) modesty panel. 3" D (75 mm) recessed modesty.

Top: 1" (25 mm). Legs: 1½" (38 mm)

54 x 24 x 42	1350 x 600 x 1067	N_NNN-RT245442A3	1,082	1,288
60 x 24 x 42	1500 x 600 x 1067	N_NNN-RT246042A3	1,112	1,324
66 x 24 x 42	1650 x 600 x 1067	N_NNN-RT246642A3	1,138	1,354
72 x 24 x 42	1800 x 600 x 1067	N_NNN-RT247242A3	1,169	1,391
78 x 24 x 42	1950 x 600 x 1067	N_NNN-RT247842A3	1,200	1,427
84 x 24 x 42	2100 x 600 x 1067	N_NNN-RT248442A3	1,226	1,457
90 x 24 x 42	2250 x 600 x 1067	N_NNN-RT249042A3	1,251	1,494
96 x 24 x 42	2400 x 600 x 1067	N_NNN-RT249642A3	1,282	1,530

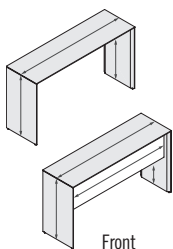
Smooth edge (N). Specify the surface type (1, 2).



Top and legs: 1½" (38 mm)

54 x 24 x 42	1350 x 600 x 1067	N_NNN-RT245442A3	1,236	1,473
60 x 24 x 42	1500 x 600 x 1067	N_NNN-RT246042A3	1,272	1,514
66 x 24 x 42	1650 x 600 x 1067	N_NNN-RT246642A3	1,303	1,550
72 x 24 x 42	1800 x 600 x 1067	N_NNN-RT247242A3	1,334	1,591
78 x 24 x 42	1950 x 600 x 1067	N_NNN-RT247842A3	1,370	1,633
84 x 24 x 42	2100 x 600 x 1067	N_NNN-RT248442A3	1,401	1,669
90 x 24 x 42	2250 x 600 x 1067	N_NNN-RT249042A3	1,432	1,705
96 x 24 x 42	2400 x 600 x 1067	N_NNN-RT249642A3	1,468	1,746

Smooth edge (N). Specify the surface type (5, 6).

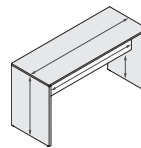


Top and legs: 1½" (38 mm)

54 x 24 x 42	1350 x 600 x 1067	N_KNN-RT245442A3	1,545	1,839
60 x 24 x 42	1500 x 600 x 1067	N_KNN-RT246042A3	1,586	1,890
66 x 24 x 42	1650 x 600 x 1067	N_KNN-RT246642A3	1,627	1,936
72 x 24 x 42	1800 x 600 x 1067	N_KNN-RT247242A3	1,669	1,994
78 x 24 x 42	1950 x 600 x 1067	N_KNN-RT247842A3	1,715	2,039
84 x 24 x 42	2100 x 600 x 1067	N_KNN-RT248442A3	1,751	2,086
90 x 24 x 42	2250 x 600 x 1067	N_KNN-RT249042A3	1,792	2,132
96 x 24 x 42	2400 x 600 x 1067	N_KNN-RT249642A3	1,833	2,184

Knife edge (K). Specify the surface type (5, 6).

Café height tables – 30" D

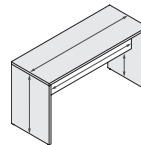


18" H (457 mm) modesty panels. 11" D (281 mm) knee space on both sides.

Top: 1" (25 mm). Legs: 1½" (38 mm)

54 x 30 x 42	1350 x 750 x 1067	N_NNN-RT305442A3	1,159	1,375
60 x 30 x 42	1500 x 750 x 1067	N_NNN-RT306042A3	1,190	1,416
66 x 30 x 42	1650 x 750 x 1067	N_NNN-RT306642A3	1,221	1,452
72 x 30 x 42	1800 x 750 x 1067	N_NNN-RT307242A3	1,251	1,488
78 x 30 x 42	1950 x 750 x 1067	N_NNN-RT307842A3	1,282	1,530
84 x 30 x 42	2100 x 750 x 1067	N_NNN-RT308442A3	1,313	1,560
90 x 30 x 42	2250 x 750 x 1067	N_NNN-RT309042A3	1,339	1,597
96 x 30 x 42	2400 x 750 x 1067	N_NNN-RT309642A3	1,375	1,633

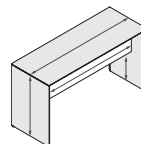
Smooth edge (N). Specify the surface type (1, 2).



Top and legs: 1½" (38 mm)

54 x 30 x 42	1350 x 750 x 1067	N_NNN-RT305442A3	1,324	1,576
60 x 30 x 42	1500 x 750 x 1067	N_NNN-RT306042A3	1,360	1,617
66 x 30 x 42	1650 x 750 x 1067	N_NNN-RT306642A3	1,391	1,658
72 x 30 x 42	1800 x 750 x 1067	N_NNN-RT307242A3	1,432	1,700
78 x 30 x 42	1950 x 750 x 1067	N_NNN-RT307842A3	1,468	1,746
84 x 30 x 42	2100 x 750 x 1067	N_NNN-RT308442A3	1,499	1,787
90 x 30 x 42	2250 x 750 x 1067	N_NNN-RT309042A3	1,535	1,823
96 x 30 x 42	2400 x 750 x 1067	N_NNN-RT309642A3	1,571	1,869

Smooth edge (N). Specify the surface type (5, 6).



Top and legs: 1½" (38 mm)

54 x 30 x 42	1350 x 750 x 1067	N_KNN-RT305442A3	1,653	1,967
60 x 30 x 42	1500 x 750 x 1067	N_KNN-RT306042A3	1,700	2,024
66 x 30 x 42	1650 x 750 x 1067	N_KNN-RT306642A3	1,741	2,070
72 x 30 x 42	1800 x 750 x 1067	N_KNN-RT307242A3	1,787	2,127
78 x 30 x 42	1950 x 750 x 1067	N_KNN-RT307842A3	1,833	2,184
84 x 30 x 42	2100 x 750 x 1067	N_KNN-RT308442A3	1,875	2,230
90 x 30 x 42	2250 x 750 x 1067	N_KNN-RT309042A3	1,916	2,281
96 x 30 x 42	2400 x 750 x 1067	N_KNN-RT309642A3	1,962	2,333

Knife edge (K). Specify the surface type (5, 6).

	W x D x H (in)	W x D x H (mm)	Code	All Laminate (\$)	HPL Surfaces (\$)
Café height tables – 36" D					
<i>18" H (457 mm) modesty panels. 12" D (305 mm) knee space on both sides.</i>					
<i>Top: 1" (25 mm). Legs: 1½" (38 mm)</i>					
	54 x 36 x 42	1350 x 900 x 1067	N_NNN-RT365442A3	1,236	1,473
	60 x 36 x 42	1500 x 900 x 1067	N_NNN-RT366042A3	1,272	1,514
	66 x 36 x 42	1650 x 900 x 1067	N_NNN-RT366642A3	1,303	1,550
	72 x 36 x 42	1800 x 900 x 1067	N_NNN-RT367242A3	1,339	1,591
	78 x 36 x 42	1950 x 900 x 1067	N_NNN-RT367842A3	1,375	1,633
	84 x 36 x 42	2100 x 900 x 1067	N_NNN-RT368442A3	1,406	1,669
	90 x 36 x 42	2250 x 900 x 1067	N_NNN-RT369042A3	1,437	1,710
	96 x 36 x 42	2400 x 900 x 1067	N_NNN-RT369642A3	1,468	1,751
Smooth edge (N). Specify the surface type (1, 2).					
<i>Top and legs: 1½" (38 mm)</i>					
	54 x 36 x 42	1350 x 900 x 1067	N_NNN-RT365442A3	1,416	1,684
	60 x 36 x 42	1500 x 900 x 1067	N_NNN-RT366042A3	1,452	1,730
	66 x 36 x 42	1650 x 900 x 1067	N_NNN-RT366642A3	1,488	1,772
	72 x 36 x 42	1800 x 900 x 1067	N_NNN-RT367242A3	1,530	1,818
	78 x 36 x 42	1950 x 900 x 1067	N_NNN-RT367842A3	1,571	1,869
	84 x 36 x 42	2100 x 900 x 1067	N_NNN-RT368442A3	1,607	1,911
	90 x 36 x 42	2250 x 900 x 1067	N_NNN-RT369042A3	1,638	1,952
	96 x 36 x 42	2400 x 900 x 1067	N_NNN-RT369642A3	1,679	1,998
Smooth edge (N). Specify the surface type (5, 6).					
<i>Top and legs: 1½" (38 mm)</i>					
	54 x 36 x 42	1350 x 900 x 1067	N_KNN-RT365442A3	1,766	2,106
	60 x 36 x 42	1500 x 900 x 1067	N_KNN-RT366042A3	1,818	2,163
	66 x 36 x 42	1650 x 900 x 1067	N_KNN-RT366642A3	1,864	2,215
	72 x 36 x 42	1800 x 900 x 1067	N_KNN-RT367242A3	1,911	2,276
	78 x 36 x 42	1950 x 900 x 1067	N_KNN-RT367842A3	1,962	2,333
	84 x 36 x 42	2100 x 900 x 1067	N_KNN-RT368442A3	2,003	2,384
	90 x 36 x 42	2250 x 900 x 1067	N_KNN-RT369042A3	2,050	2,441
	96 x 36 x 42	2400 x 900 x 1067	N_KNN-RT369642A3	2,101	2,498
Knife edge (K). Specify the surface type (5, 6).					