




## CODIFICATION

Series	Options	
	Thickness	Edgebanding
N	1 Thermofused laminate 1"	N Smooth edge K Knife edge
	2 High-pressure laminate 1"	
	5 Thermofused laminate 1½"	
	6 High-pressure laminate 1½"	

## EDGEBANDING

Is applied automatically on top and sides.


### N Edge



1" and 1½"

The N edge is matched with the finish specified for the surface.

### Knife Edge

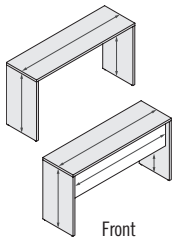


1½"

The knife edge K is available (and in matching color) ONLY when a wood grain finish or Snow (SNO) is specified for the surface.

## CAFÉ HEIGHT TABLES

### Café height tables – 24" D



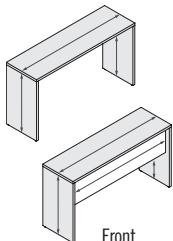
W x D x H (in)	W x D x H (mm)	Code	All Laminate (\$)	HPL Surfaces (\$)
----------------	----------------	------	-------------------	-------------------

18" H (457 mm) modesty panel. 3" D (75 mm) recessed modesty.

Top: 1" (25 mm). Legs: 1½" (38 mm)

54 x 24 x 42	1350 x 600 x 1067	N_NNN-RT245442A3	1,009	1,205
60 x 24 x 42	1500 x 600 x 1067	N_NNN-RT246042A3	1,040	1,236
66 x 24 x 42	1650 x 600 x 1067	N_NNN-RT246642A3	1,066	1,267
72 x 24 x 42	1800 x 600 x 1067	N_NNN-RT247242A3	1,092	1,298
78 x 24 x 42	1950 x 600 x 1067	N_NNN-RT247842A3	1,123	1,334
84 x 24 x 42	2100 x 600 x 1067	N_NNN-RT248442A3	1,148	1,365
90 x 24 x 42	2250 x 600 x 1067	N_NNN-RT249042A3	1,169	1,396
96 x 24 x 42	2400 x 600 x 1067	N_NNN-RT249642A3	1,200	1,427

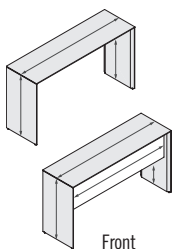
Smooth edge (N). Specify the surface type (1, 2).



Top and legs: 1½" (38 mm)

54 x 24 x 42	1350 x 600 x 1067	N_NNN-RT245442A3	1,169	1,396
60 x 24 x 42	1500 x 600 x 1067	N_NNN-RT246042A3	1,205	1,432
66 x 24 x 42	1650 x 600 x 1067	N_NNN-RT246642A3	1,236	1,468
72 x 24 x 42	1800 x 600 x 1067	N_NNN-RT247242A3	1,267	1,509
78 x 24 x 42	1950 x 600 x 1067	N_NNN-RT247842A3	1,298	1,545
84 x 24 x 42	2100 x 600 x 1067	N_NNN-RT248442A3	1,329	1,581
90 x 24 x 42	2250 x 600 x 1067	N_NNN-RT249042A3	1,360	1,617
96 x 24 x 42	2400 x 600 x 1067	N_NNN-RT249642A3	1,391	1,653

Smooth edge (N). Specify the surface type (5, 6).

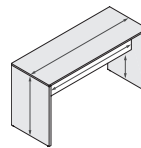


Top and legs: 1½" (38 mm)

54 x 24 x 42	1350 x 600 x 1067	N_KNN-RT245442A3	1,478	1,761
60 x 24 x 42	1500 x 600 x 1067	N_KNN-RT246042A3	1,519	1,808
66 x 24 x 42	1650 x 600 x 1067	N_KNN-RT246642A3	1,555	1,854
72 x 24 x 42	1800 x 600 x 1067	N_KNN-RT247242A3	1,597	1,900
78 x 24 x 42	1950 x 600 x 1067	N_KNN-RT247842A3	1,638	1,952
84 x 24 x 42	2100 x 600 x 1067	N_KNN-RT248442A3	1,679	1,993
90 x 24 x 42	2250 x 600 x 1067	N_KNN-RT249042A3	1,715	2,039
96 x 24 x 42	2400 x 600 x 1067	N_KNN-RT249642A3	1,756	2,086

Knife edge (K). Specify the surface type (5, 6).

### Café height tables – 30" D

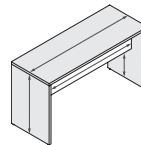


18" H (457 mm) modesty panels. 11" D (281 mm) knee space on both sides.

Top: 1" (25 mm). Legs: 1½" (38 mm)

54 x 30 x 42	1350 x 750 x 1067	N_NNN-RT305442A3	1,082	1,288
60 x 30 x 42	1500 x 750 x 1067	N_NNN-RT306042A3	1,112	1,324
66 x 30 x 42	1650 x 750 x 1067	N_NNN-RT306642A3	1,138	1,354
72 x 30 x 42	1800 x 750 x 1067	N_NNN-RT307242A3	1,169	1,391
78 x 30 x 42	1950 x 750 x 1067	N_NNN-RT307842A3	1,200	1,427
84 x 30 x 42	2100 x 750 x 1067	N_NNN-RT308442A3	1,226	1,457
90 x 30 x 42	2250 x 750 x 1067	N_NNN-RT309042A3	1,251	1,494
96 x 30 x 42	2400 x 750 x 1067	N_NNN-RT309642A3	1,282	1,530

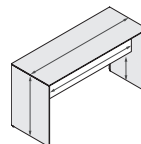
Smooth edge (N). Specify the surface type (1, 2).



Top and legs: 1½" (38 mm)

54 x 30 x 42	1350 x 750 x 1067	N_NNN-RT305442A3	1,251	1,494
60 x 30 x 42	1500 x 750 x 1067	N_NNN-RT306042A3	1,288	1,535
66 x 30 x 42	1650 x 750 x 1067	N_NNN-RT306642A3	1,318	1,571
72 x 30 x 42	1800 x 750 x 1067	N_NNN-RT307242A3	1,354	1,612
78 x 30 x 42	1950 x 750 x 1067	N_NNN-RT307842A3	1,391	1,653
84 x 30 x 42	2100 x 750 x 1067	N_NNN-RT308442A3	1,421	1,689
90 x 30 x 42	2250 x 750 x 1067	N_NNN-RT309042A3	1,452	1,730
96 x 30 x 42	2400 x 750 x 1067	N_NNN-RT309642A3	1,488	1,772

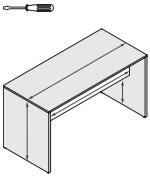
Smooth edge (N). Specify the surface type (5, 6).



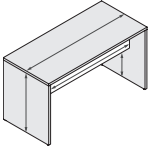
Top and legs: 1½" (38 mm)

54 x 30 x 42	1350 x 750 x 1067	N_KNN-RT305442A3	1,581	1,885
60 x 30 x 42	1500 x 750 x 1067	N_KNN-RT306042A3	1,627	1,936
66 x 30 x 42	1650 x 750 x 1067	N_KNN-RT306642A3	1,663	1,983
72 x 30 x 42	1800 x 750 x 1067	N_KNN-RT307242A3	1,710	2,034
78 x 30 x 42	1950 x 750 x 1067	N_KNN-RT307842A3	1,756	2,086
84 x 30 x 42	2100 x 750 x 1067	N_KNN-RT308442A3	1,792	2,137
90 x 30 x 42	2250 x 750 x 1067	N_KNN-RT309042A3	1,833	2,184
96 x 30 x 42	2400 x 750 x 1067	N_KNN-RT309642A3	1,880	2,235

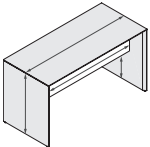
Knife edge (K). Specify the surface type (5, 6).

	W x D x H (in)	W x D x H (mm)	Code	All Laminate (\$)	HPL Surfaces (\$)
<b>Café height tables – 36" D</b>	<i>18" H (457 mm) modesty panels. 12" D (305 mm) knee space on both sides.</i>				
	<i>Top: 1" (25 mm). Legs: 1½" (38 mm)</i>				
	54 x 36 x 42	1350 x 900 x 1067	<b>N_NNN-RT365442A3</b>	<b>1,159</b>	<b>1,375</b>
	60 x 36 x 42	1500 x 900 x 1067	<b>N_NNN-RT366042A3</b>	<b>1,190</b>	<b>1,416</b>
	66 x 36 x 42	1650 x 900 x 1067	<b>N_NNN-RT366642A3</b>	<b>1,221</b>	<b>1,452</b>
	72 x 36 x 42	1800 x 900 x 1067	<b>N_NNN-RT367242A3</b>	<b>1,251</b>	<b>1,488</b>
	78 x 36 x 42	1950 x 900 x 1067	<b>N_NNN-RT367842A3</b>	<b>1,282</b>	<b>1,530</b>
	84 x 36 x 42	2100 x 900 x 1067	<b>N_NNN-RT368442A3</b>	<b>1,313</b>	<b>1,560</b>
	90 x 36 x 42	2250 x 900 x 1067	<b>N_NNN-RT369042A3</b>	<b>1,339</b>	<b>1,597</b>
	96 x 36 x 42	2400 x 900 x 1067	<b>N_NNN-RT369642A3</b>	<b>1,375</b>	<b>1,633</b>

**Smooth edge (N). Specify the surface type (1, 2).**

	<i>Top and legs: 1½" (38 mm)</i>				
	54 x 36 x 42	1350 x 900 x 1067	<b>N_NNN-RT365442A3</b>	<b>1,339</b>	<b>1,597</b>
	60 x 36 x 42	1500 x 900 x 1067	<b>N_NNN-RT366042A3</b>	<b>1,380</b>	<b>1,643</b>
	66 x 36 x 42	1650 x 900 x 1067	<b>N_NNN-RT366642A3</b>	<b>1,411</b>	<b>1,679</b>
	72 x 36 x 42	1800 x 900 x 1067	<b>N_NNN-RT367242A3</b>	<b>1,452</b>	<b>1,725</b>
	78 x 36 x 42	1950 x 900 x 1067	<b>N_NNN-RT367842A3</b>	<b>1,488</b>	<b>1,772</b>
	84 x 36 x 42	2100 x 900 x 1067	<b>N_NNN-RT368442A3</b>	<b>1,519</b>	<b>1,808</b>
	90 x 36 x 42	2250 x 900 x 1067	<b>N_NNN-RT369042A3</b>	<b>1,555</b>	<b>1,849</b>
	96 x 36 x 42	2400 x 900 x 1067	<b>N_NNN-RT369642A3</b>	<b>1,591</b>	<b>1,895</b>

**Smooth edge (N). Specify the surface type (5, 6).**

	<i>Top and legs: 1½" (38 mm)</i>				
	54 x 36 x 42	1350 x 900 x 1067	<b>N_KNN-RT365442A3</b>	<b>1,694</b>	<b>2,014</b>
	60 x 36 x 42	1500 x 900 x 1067	<b>N_KNN-RT366042A3</b>	<b>1,741</b>	<b>2,070</b>
	66 x 36 x 42	1650 x 900 x 1067	<b>N_KNN-RT366642A3</b>	<b>1,782</b>	<b>2,122</b>
	72 x 36 x 42	1800 x 900 x 1067	<b>N_KNN-RT367242A3</b>	<b>1,828</b>	<b>2,178</b>
	78 x 36 x 42	1950 x 900 x 1067	<b>N_KNN-RT367842A3</b>	<b>1,880</b>	<b>2,235</b>
	84 x 36 x 42	2100 x 900 x 1067	<b>N_KNN-RT368442A3</b>	<b>1,921</b>	<b>2,287</b>
	90 x 36 x 42	2250 x 900 x 1067	<b>N_KNN-RT369042A3</b>	<b>1,962</b>	<b>2,333</b>
	96 x 36 x 42	2400 x 900 x 1067	<b>N_KNN-RT369642A3</b>	<b>2,009</b>	<b>2,390</b>

**Knife edge (K). Specify the surface type (5, 6).**



1-888-522-2773  
www.groupelacasse.com



Groupe Lacasse has achieved GREENGUARD GOLD Certification.  
GREENGUARD Certified products are certified to GREENGUARD standards for low chemical emissions into indoor air during product usage. For more information, visit [ul.com/gg](http://ul.com/gg).