


Acoustical panels, non-powered



Connectors, base covers with or without electrical knockouts, side rails and top caps are included.

Accommodates top feeds and cable management poles.

Specify fabric, color codes and raceway options.

| Specification | Code | W x D x H (in) | W x D x H (mm) | Price |
|-----------------------------|----------------|----------------|------------------|-------|
| Panel height: 30" (762 mm) | VPA - 3054 - _ | 54 x 2 x 30 | 1372 x 51 x 762 | 502 |
| Panel height: 37" (940 mm) | VPA - 3754 - _ | 54 x 2 x 37 | 1372 x 51 x 940 | 525 |
| Panel height: 44" (1118 mm) | VPA - 4454 - _ | 54 x 2 x 44 | 1372 x 51 x 1118 | 544 |
| Panel height: 50" (1270 mm) | VPA - 5054 - _ | 54 x 2 x 50 | 1372 x 51 x 1270 | 561 |
| Panel height: 64" (1626 mm) | VPA - 6454 - _ | 54 x 2 x 64 | 1372 x 51 x 1626 | 686 |
| Panel height: 82" (2083 mm) | VPA - 8254 - _ | 54 x 2 x 82 | 1372 x 51 x 2083 | 809 |

| Trim/metal colors | Non-powered raceway options | Sample order |
|---|---|--|
| TR-E Smoke TR-G Grey tone TR-K Charcoal TR-R Beige | A Non-powered raceway with knockouts N Non-powered raceway without knockouts | VPA - 37 54 - N, 5M - 1, TR - K Product code Width Fabric choice Trim/metal color Height Non-powered raceway w/o knockouts |

Acoustical panels, powered



Connectors, base covers with electrical knockouts, side rails, electrical flex connector and top caps are included.

Accommodates top feeds and cable management poles.

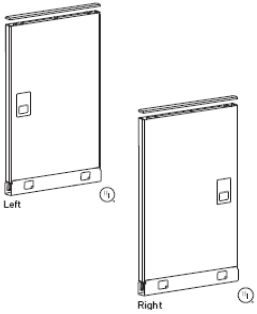
Specify fabric, and color codes.

| Specification | Code | W x D x H (in) | W x D x H (mm) | Price |
|-----------------------------|----------------|----------------|------------------|-------|
| Panel height: 30" (762 mm) | VPA - 3054 - P | 54 x 2 x 30 | 1372 x 51 x 762 | 628 |
| Panel height: 37" (940 mm) | VPA - 3754 - P | 54 x 2 x 37 | 1372 x 51 x 940 | 655 |
| Panel height: 44" (1118 mm) | VPA - 4454 - P | 54 x 2 x 44 | 1372 x 51 x 1118 | 681 |
| Panel height: 50" (1270 mm) | VPA - 5054 - P | 54 x 2 x 50 | 1372 x 51 x 1270 | 701 |
| Panel height: 64" (1626 mm) | VPA - 6454 - P | 54 x 2 x 64 | 1372 x 51 x 1626 | 857 |
| Panel height: 82" (2083 mm) | VPA - 8254 - P | 54 x 2 x 82 | 1372 x 51 x 2083 | 1011 |

| Trim/metal colors | Sample order |
|---|--|
| TR-E Smoke TR-G Grey tone TR-K Charcoal TR-R Beige | VPA - 37 54 - P, 5M - 1, TR - K Product code Width Powered Raceway Fabric choice Trim/metal color Height |

1 Panels

Acoustical ported panels, powered on 1 side only, left / right



Connectors, base covers with electrical knockouts, side rails, electrical flex connector and top caps are included.

Accommodates top feeds and cable management poles.

Specify fabric, and color codes.

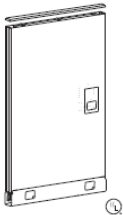
| Specification | Code | W x D x H (in) | W x D x H (mm) | Price |
|------------------------------------|-----------------|----------------|------------------|-------|
| Left port | | | | |
| Panel height: 50" (1270 mm) | VPA - 5054 - PL | 54 x 2 x 50 | 1372 x 51 x 1270 | 1157 |
| Panel height: 64" (1626 mm) | VPA - 6454 - PL | 54 x 2 x 64 | 1372 x 51 x 1626 | 1372 |
| Right port | | | | |
| Panel height: 50" (1270 mm) | VPA - 5054 - PR | 54 x 2 x 50 | 1372 x 51 x 1270 | 1157 |
| Panel height: 64" (1626 mm) | VPA - 6454 - PR | 54 x 2 x 64 | 1372 x 51 x 1626 | 1372 |

Specification notes

- Ported panels require separate specification of port cover plates (see 2008 Price list page 28).
- Concealed 2" (51mm) deep top raceway to store and route communication cables.
- Cables are routed downward to port opening above work surface through internal, vertical panel frame rail.
- A metal barrier, located inside the ported opening, shields electrical wires from communication cables.
- Factory installed electrical power is routed upward to the ported openings from the base raceway.

| Trim/metal colors | Sample order |
|---|--|
| TR-E Smoke TR-G Grey tone TR-K Charcoal TR-R Beige | VPA - 50 54 - P, L, 5M - 1, TR - K Product code Width Powered Raceway Left access side Fabric choice Trim/metal color Height |

Acoustical ported panels, powered on both sides



Connectors, base covers with electrical knockouts, side rails, electrical flex connector and top caps are included.

Accommodates top feeds and cable management poles.

Specify fabric, and color codes.

| Specification | Code | W x D x H (in) | W x D x H (mm) | Price |
|------------------------------------|-----------------|----------------|------------------|-------|
| Panel height: 50" (1270 mm) | VPA - 5054 - P1 | 54 x 2 x 50 | 1372 x 51 x 1270 | 1191 |
| Panel height: 64" (1626 mm) | VPA - 6454 - P1 | 54 x 2 x 64 | 1372 x 51 x 1626 | 1457 |

Specification notes

- Ported panels require separate specification of port cover plates (see 2008 Price List page 28).
- Concealed 2" (51mm) deep top raceway to store and route communication cables.
- Cables are routed downward to port opening above work surface through internal, vertical panel frame rail.
- A metal barrier, located inside the ported opening, shields electrical wires from communication cables.
- Factory installed electrical power is routed upward to the ported openings from the base raceway.
- Ports are located on opposite sides (back-to-back).

| Trim/metal colors | Sample order |
|---|---|
| TR-E Smoke TR-G Grey tone TR-K Charcoal TR-R Beige | VPA - 50 54 - P, 1, 5M - 1, TR - K Product code Width Powered Raceway Port on Both side Fabric choice Trim/metal color Height |



1 888 522.2773

www.grounelacasse.com

Acoustical stackable panels for acoustical base panels



Connectors, trim rails, 2 full hinge sets and side rails are included.

Accommodates top feeds and cable management poles.

Specify fabric, and color codes.

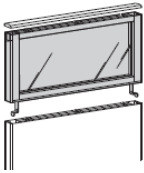
| Specification | Code | W x D x H (in) | W x D x H (mm) | Price |
|----------------------------|-------------|----------------|-----------------|-------|
| Panel height: 14" (356 mm) | VPSA - 1454 | 54 x 2 x 14 | 1372 x 51 x 356 | 392 |
| Panel height: 18" (457 mm) | VPSA - 1854 | 54 x 2 x 18 | 1372 x 51 x 457 | 469 |
| Panel height: 20" (508 mm) | VPSA - 2054 | 54 x 2 x 20 | 1372 x 51 x 508 | 475 |

Specification notes

- Stack 2 high maximum.
- Acoustical stackable panels are load bearing at the first level only.
- Utilizes top cap from the base panel.
- Top channel of the stackable panel accommodates wire management.
- Base plus stackable panel heights must match existing base panel heights of 64" (1626 mm) or 82" (2083 mm).
- Base plus stackable panel total height cannot exceed 82" (2083 mm).

| Trim/metal colors | Sample order |
|---|--|
| TR-E Smoke TR-G Grey tone TR-K Charcoal TR-R Beige | VPSA - 1454 - 5M - 1, TR - K Product code Height Width Fabric choice Trim/metal color |

Glass stackable panels for acoustical base panels



Connectors trim rails, 2 full hinge sets and side rails are included.

Does **not** accept top feed or cable management pole.

Specify color codes.

| Specification | Code | W x D x H (in) | W x D x H (mm) | Price |
|-----------------------------|----------------------|----------------|-----------------|-------|
| Tempered clear glass | | | | |
| Panel height: 14" (356 mm) | VPSG - 1454-F, SK-1C | 54 x 2 x 14 | 1372 x 51 x 356 | 508 |
| Panel height: 18" (457 mm) | VPSG - 1854-F, SK-1C | 54 x 2 x 18 | 1372 x 51 x 457 | 559 |
| Panel height: 20" (508 mm) | VPSG - 2054-F, SK-1C | 54 x 2 x 20 | 1372 x 51 x 508 | 613 |
| Frosted acrylic | | | | |
| Panel height: 14" (356 mm) | VPSG - 1454-F, SK-1E | 54 x 2 x 14 | 1372 x 51 x 356 | 562 |
| Panel height: 18" (457 mm) | VPSG - 1854-F, SK-1E | 54 x 2 x 18 | 1372 x 51 x 457 | 613 |
| Panel height: 20" (508 mm) | VPSG - 2054-F, SK-1E | 54 x 2 x 20 | 1372 x 51 x 508 | 667 |

Specification notes

- Stack 2 high maximum.
- Glass stackable panels are not load bearing.
- Utilizes top cap from the base panel.
- Top channel of the stackable panel accommodates wire management.
- Base plus stackable panel heights must match existing base panel heights of 64" (1626 mm) or 82" (2083 mm).
- Base plus stackable panel total height cannot exceed 82" (2083 mm).

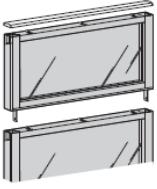
| Trim/metal colors | Glass/acrylic options | Sample order |
|---|--|--|
| TR-E Smoke TR-G Grey tone TR-K Charcoal TR-R Beige | SK-1C Clear glass SK-1E Frosted acrylic | VPSG - 1454 - F, SK-1E, TR - K Product code Height Width Stacks on an acoustical panel Glass/acrylic Trim/metal color |

GROUPE
LACASSE
 1 888 522.2773

www.grounelacasse.com

NVISION – PANELS – CDN PRICE LIST ADDENDUM – SEPTEMBER 2008

Glass stackable panels for glass base panels



Connectors trim rails, 2 full hinge sets and side rails are included.

Does **not** accept top feed or cable management pole.

Specify color codes.

| Specification | Code | W x D x H (in) | W x D x H (mm) | Price |
|-----------------------------------|----------------------|----------------|-----------------|-------|
| Tempered clear glass | | | | |
| Panel height: 14" (356 mm) | VPSG – 1454-G, SK-1C | 54 x 2 x 14 | 1372 x 51 x 356 | 508 |
| Panel height: 18" (457 mm) | VPSG – 1854-G, SK-1C | 54 x 2 x 18 | 1372 x 51 x 457 | 559 |
| Panel height: 20" (508 mm) | VPSG – 2054-G, SK-1C | 54 x 2 x 20 | 1372 x 51 x 508 | 613 |

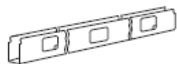
| | | | | |
|-----------------------------------|----------------------|-------------|-----------------|-----|
| Frosted acrylic | | | | |
| Panel height: 14" (356 mm) | VPSG – 1454-G, SK-1E | 54 x 2 x 14 | 1372 x 51 x 356 | 562 |
| Panel height: 18" (457 mm) | VPSG – 1854-G, SK-1E | 54 x 2 x 18 | 1372 x 51 x 457 | 613 |
| Panel height: 20" (508 mm) | VPSG – 2054-G, SK-1E | 54 x 2 x 20 | 1372 x 51 x 508 | 667 |

Specification notes

- Stack 2 high maximum.
- Glass stackable panels are not load bearing.
- Utilizes top cap from the base panel.
- Top channel of the stackable panel accommodates wire management.
- Base plus stackable panel heights must match existing base panel heights of 64" (1626 mm) or 82" (2083 mm).
- Base plus stackable panel total height cannot exceed 82" (2083 mm).

| Trim/metal colors | Glass/acrylic options | Sample order |
|---|--|--|
| TR-E Smoke TR-G Grey tone TR-K Charcoal TR-R Beige | SK-1C Clear glass SK-1E Frosted acrylic | VPSG - 14 54 - G, SK-1E, TR - K Product code Height Width Glass/acrylic Trim/metal color Stacks on an acoustical panel |

Raceway covers for communication cabling



Specify color code.

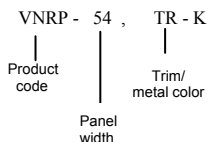
| Specification | Code | W x D x H (in) | W x D x H (mm) | Price |
|---------------|---------|----------------|-----------------|-------|
| | VNRP-54 | 54 x 2 x 4 1/4 | 1372 x 51 x 108 | 75 |

Specification notes

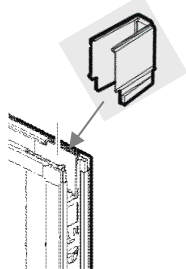
- Ported raceway cover enables communication equipment cabling to be routed to the connector modules.
- One information plate opening off-set on each side of the raceway cover.
- Information plate opening measures 1 3/8" H x 2 11/16" W (35 x 69 mm).
- Not for use with power sources other than 120-volt, 60-hertz.
- Pre-configured information plates with connector modules, which fit the openings in the raceway cover, must be purchased from their respective manufacturer.**

| Trim/metal colors | Sample order |
|-------------------|--------------|
|-------------------|--------------|

TR-E Smoke
TR-G Grey tone
TR-K Charcoal
TR-R Beige



Plastic liner



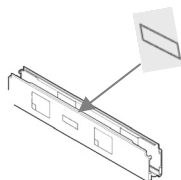
Package of 10.
Black plastic.

| Specification | Code | W x D x H (in) | W x D x H (mm) | Price |
|---------------|---------|-----------------------|----------------|-------|
| | VNPL-10 | 1 1/2 x 2 1/2 x 2 1/2 | 38 x 64 x 64 | 40 |

Specification notes

- Required to run wire through the top channel of the panel.

Communication cut-out cover



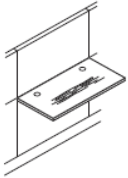
Specify color code.

| Specification | Code | W x D x H (in) | W x D x H (mm) | Price |
|---------------|--------|-----------------|----------------|-------|
| | VNRC-1 | 3 x 1 1/2 x 1/8 | 79 x 40 x 3 | 9 |

Specification notes

- Required to cover the communication holes from a VNRP-__ in 2008 Price list page 19.

Rectangular work surfaces



Cantilever supports must be ordered separately (see 2008 Price List pages 43-48).

Specify laminate options, grommet options and finish code.

| Specification | Code | W x D x H (in) | W x D x H (mm) | Price | |
|------------------------------|----------|----------------|-----------------|----------------------|------------------------|
| | | | | Thermofused laminate | High pressure laminate |
| Surface depth : 24" (610 mm) | VUR-2454 | 54 x 24 x 1 | 1372 x 610 x 25 | 243 | 353 |
| Surface depth : 30" (762 mm) | VUR-3054 | 54 x 30 x 1 | 1372 x 762 x 25 | 263 | 381 |

| Laminate options | Grommet options | Sample order |
|--|---------------------------|---|
| 1 Thermofused laminate 2 High pressure laminate | G Grommet N No grommet | VU R - 24 54 - 1 G, G - ACA Product code Surface type Depth Laminate option Grommet option Laminate finish |

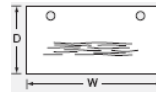
Applications

Grommet position

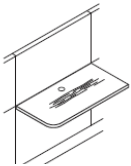


Width: 24" – 30" – 36" – 42" – 48" – 54"

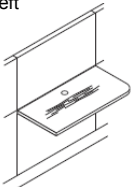
Dimensions



Rectangular work surfaces, radius end



Radius on left



Radius on right

Cantilever supports must be ordered separately (see 2008 Price List pages 43-48).

Specify laminate options, grommet options and finish code.

| Specification | Code | W x D x H (in) | X | Y | Z | W x D x H (mm) | Price | |
|---------------|------|----------------|---|---|---|----------------|----------------------|------------------------|
| | | | | | | | Thermofused laminate | High pressure laminate |

Radius on the left side

| | | | | | | | | |
|------------------------------|--------------------|-------------|--|--|---|-----------------|-----|-----|
| Surface depth : 24" (610 mm) | VURR-2454 - __ - L | 54 x 24 x 1 | | | 6 | 1372 x 610 x 25 | 305 | 442 |
| Surface depth : 30" (762 mm) | VURR-3054 - __ - L | 54 x 30 x 1 | | | 6 | 1372 x 762 x 25 | 312 | 453 |

Radius on the right side

| | | | | | | | | |
|------------------------------|--------------------|-------------|--|--|---|-----------------|-----|-----|
| Surface depth : 24" (610 mm) | VURR-2454 - __ - R | 54 x 24 x 1 | | | 6 | 1372 x 610 x 25 | 305 | 442 |
| Surface depth : 30" (762 mm) | VURR-3054 - __ - R | 54 x 30 x 1 | | | 6 | 1372 x 762 x 25 | 312 | 453 |

| Laminate options | Grommet options | Sample order |
|--|---------------------------|---|
| 1 Thermofused laminate 2 High pressure laminate | G Grommet N No grommet | VU RR - 24 54 - 1 G, L, G - ACA Product code Surface type Depth Laminate option Grommet option Radius on left side Laminate finish |

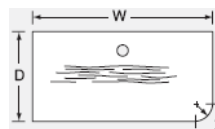
Applications

Grommet position



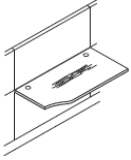
Width: 30" – 36" – 42" – 48" – 54"

Dimensions

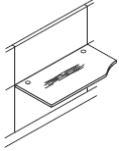


4 Work surfaces

Rectangular work surfaces, transitional



Asymmetrical on left



Asymmetrical on right

| Specification | Code | W x D1/D2 x H (in) | X Y Z | W x D1/D2 x H mm) | Price | |
|---------------|------|--------------------|-------|-------------------|----------------------|------------------------|
| | | | | | Thermofused laminate | High pressure laminate |

Asymmetrical on the left side

24" left (610 mm)/
30" right (762 mm)

VURT-3054 - 45

54 x 24 / 30 x 1

18

1372 x 610/762 x 25

283

411

Asymmetrical on the right side

30" left (762 mm)/
24" right (610 mm)

VURT-3054 - 54

54 x 30 / 24 x 1

18

1372 x 762/610 x 25

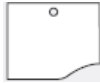
283

411

| Laminate options | Grommet options | Sample order |
|--|---------------------------|--|
| 1 Thermofused laminate 2 High pressure laminate | G Grommet N No grommet | VU RT - 30 54 - 45 1 G G - ACA Product code Depth Width Extension depth option Laminate option Grommet option Laminate finish |

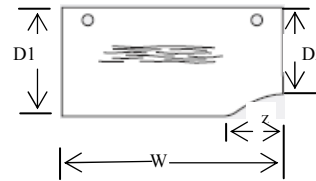
Applications

Grommet positions



Width: 36" - 42" - 48" - 54"

Dimensions

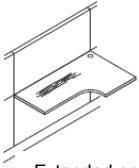


Cantilever supports must be ordered separately (see 2008 Price List pages 43-48).

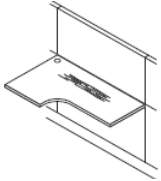
Specify laminate options, grommet options and finish code.

4 Work surfaces

Extended corner work surfaces, curved front



Extended on left



Extended on right

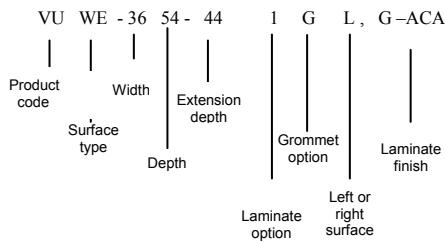
Cantilever supports must be ordered separately (see 2008 Price List pages 43-48).

Specify laminate options, grommet options and finish code.

| Specification | Code | W x D x H (in) | X Y Z | W x D x H (mm) | X Y Z | Price | |
|---------------------------------------|------------------|----------------|---------|------------------|---------|----------------------|------------------------|
| | | | | | | Thermofused laminate | High pressure laminate |
| Left surface | | | | | | | |
| 24" (610 mm) deep on both ends | VUWE-3654-44-__L | 54 x 36 x 1 | 24 10 ¼ | 1372 x 914 x 25 | 610 260 | 393 | 570 |
| | VUWE-4254-44-__L | 54 x 42 x 1 | 24 10 ¼ | 1372 x 1067 x 25 | 610 260 | 417 | 604 |
| | VUWE-4854-44-__L | 54 x 48 x 1 | 24 10 ¼ | 1372 x 1219 x 25 | 610 260 | 428 | 621 |
| 30" (762 mm) deep on both ends | VUWE-4854-55-__L | 54 x 36 x 1 | 30 10 ¼ | 1372 x 1219 x 25 | 762 260 | 428 | 621 |
| Right surface | | | | | | | |
| 24" (610 mm) deep on both ends | VUWE-3654-44-__R | 54 x 36 x 1 | 24 10 ¼ | 1372 x 914 x 25 | 610 260 | 393 | 570 |
| | VUWE-4254-44-__R | 54 x 42 x 1 | 24 10 ¼ | 1372 x 1067 x 25 | 610 260 | 417 | 604 |
| | VUWE-4854-44-__R | 54 x 48 x 1 | 24 10 ¼ | 1372 x 1219 x 25 | 610 260 | 428 | 621 |
| 30" (762 mm) deep on both ends | VUWE-4854-55-__R | 54 x 36 x 1 | 30 10 ¼ | 1372 x 1219 x 25 | 762 260 | 428 | 621 |

| Laminate option | Grommet options | Extension depth options |
|--------------------------|-----------------|-----------------------------|
| 1 Thermofused laminate | G Grommet | 44 24" on left/24" on right |
| 2 High pressure laminate | N No grommet | 55 30" on left/30" on right |

Sample order



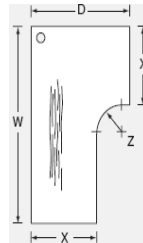
Applications

Grommet position



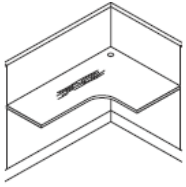
Width: 48" - 54" - 60" - 66" - 72"

Dimensions

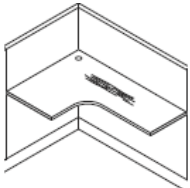


4 Work surfaces

Extended transitional corner work surfaces, curved front



Extended transitional on left



Extended transitional on right

| Specification | Code | W x D x H (in) | X Y Z | W x D x H (mm) | X Y Z | Price | |
|----------------------------|----------------------|----------------|------------|------------------|-------------|----------------------|------------------------|
| | | | | | | Thermofused laminate | High pressure laminate |
| Left surface | | | | | | | |
| 24" (610 mm) deep on left | VUWT-3654- 45 - __ L | 54 x 36 x 1 | 24 30 10 ¼ | 1372 x 914 x 25 | 610 762 260 | 393 | 570 |
| 30" (762 mm) deep on right | VUWT-4854- 45- __ L | 54 x 48 x 1 | 24 30 10 ¼ | 1372 x 1219 x 25 | 610 762 260 | 428 | 621 |
| 30" (762 mm) deep on left | VUWT-3654- 54 - __ L | 54 x 36 x 1 | 30 24 10 ¼ | 1372 x 914 x 25 | 762 610 260 | 393 | 570 |
| 24" (610 mm) deep on right | VUWT-4854- 54- __ L | 54 x 48 x 1 | 30 24 10 ¼ | 1372 x 1219 x 25 | 762 610 260 | 428 | 621 |
| Right surface | | | | | | | |
| 24" (610 mm) deep on left | VUWT-3654- 45 - __ R | 54 x 36 x 1 | 24 30 10 ¼ | 1372 x 914 x 25 | 610 762 260 | 393 | 570 |
| 30" (762 mm) deep on right | VUWT-4854- 45- __ R | 54 x 48 x 1 | 24 30 10 ¼ | 1372 x 914 x 25 | 610 762 260 | 428 | 621 |
| 30" (762 mm) deep on left | VUWT-3654- 54 - __ R | 54 x 36 x 1 | 30 24 10 ¼ | 1372 x 914 x 25 | 762 610 260 | 393 | 570 |
| 24" (610 mm) deep on right | VUWT-4854- 54- __ R | 54 x 48 x 1 | 30 24 10 ¼ | 1372 x 914 x 25 | 762 610 260 | 428 | 621 |

| Laminate option | Grommet options | Extension depth options |
|--------------------------|-----------------|-----------------------------|
| 1 Thermofused laminate | G Grommet | 45 24" on left/30" on right |
| 2 High pressure laminate | N No grommet | 54 30" on left/24" on right |

Cantilever supports must be ordered separately (see 2008 Price List pages 43-48).

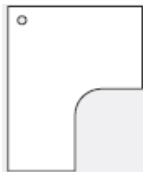
Specify laminate options, grommet options and finish code.

Sample order

| | | | | | | | | |
|--------------|--------------|-------|-------|-----------------|-----------------|----------------|-----------------------|-----------------|
| VU | WT - | 36 | 54 - | 45 | 1 | G | L , | G-ACA |
| Product code | Surface type | Width | Depth | Extension depth | Laminate option | Grommet option | Left or right surface | Laminate finish |

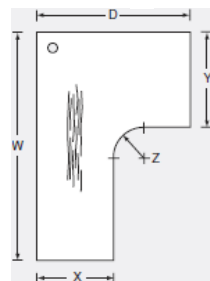
Applications

Grommet position

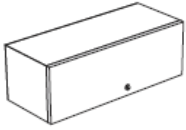


Width: 48" - 54" - 60" - 72"

Dimensions



Overhead storage cabinet with a flipper door



| Specification | Code | W x D x H (in) | W x D x H (mm) | Price |
|---|------------|----------------|------------------|-------|
| Metal cabinet and flipper door | VSO-1654 | 54 x 15 x 15 ½ | 1372 x 381 x 403 | 365 |
| Metal cabinet, laminate flipper door | VSO-1654-L | 54 x 15 x 15 ½ | 1372 x 381 x 403 | 491 |

Specification notes

- Field assembly required.
- Accepts separately specified tasklight (see 2008 Price List page 63).
- Shelf dividers must be ordered separately (see 2008 Price List page 56).

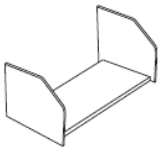
Metal. Shelf, end supports, top, door and connection hardware are included.

Standard with lock.

Specify color code.

| Trim/metal colors | Sample order | Laminate door front option |
|---|---|--|
| TR-E Smoke TR-G Grey tone TR-K Charcoal TR-R Beige | VSO - 16 54, TR - K <small>Product code</small> <small>Height</small> <small>Width</small> <small>Trim/metal color</small> | For a laminate door, specify as follows and complete with the laminate finish code: VSO-1630-L, TR-K, G-ACA |

Full height shelf



| Specification | Code | W x D x H (in) | W x D x H (mm) | Price |
|---------------|----------|----------------------|------------------|-------|
| | VSS-1454 | 54 x 14 1/8 x 13 3/8 | 1372 x 363 x 340 | 140 |

Specification notes

- Field assembly required.
- Accepts separately specified tasklight (see 2008 Price List page 63).
- Shelf dividers must be ordered separately (see 2008 Price List page 56).

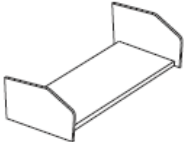
Metal. Shelf, end supports, and connection hardware are included.

Specify color code.

| Trim/metal colors | Sample order |
|---|---|
| TR-E Smoke TR-G Grey tone TR-K Charcoal TR-R Beige | VSO - 16 54, TR - K <small>Product code</small> <small>Height</small> <small>Width</small> <small>Trim/metal color</small> |

6 Storage

Low height shelf



| Specification | Code | W x D x H (in) | W x D x H (mm) | Price |
|---------------|----------|-----------------|------------------|-------|
| | VSS-0854 | 54 x 14 1/8 x 8 | 1372 x 363 x 203 | 133 |

Specification notes

- Field assembly required.
- Accepts separately specified tasklight (see 2008 Price list page 63).
- Shelf dividers must be ordered separately (see 2008 Price list page 56).

Metal. Shelf, end supports, and connection hardware are included.

Specify color code.

| Trim/metal colors | Sample order |
|---|--|
| TR-E Smoke TR-G Grey tone TR-K Charcoal TR-R Beige | VSO - 08 54, TR - K Product code Width Trim/metal color Height |

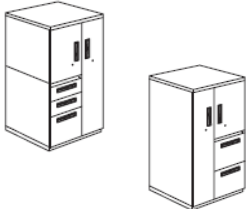
GROUPE
LACASSE
1 888 522.2773

www.groupelacasse.com

NVISION – PANELS – CDN PRICE LIST ADDENDUM – SEPTEMBER 2008

6 Storage

Personal metal storage tower



Right hand Left hand

Metal.
Lock plug is black.
Standard with locks.
Specify door side, pull and finish codes.

| Specification | Code | W x D x H (in) | W x D x H (mm) | Price |
|---|-----------------|----------------|------------------|-------|
| Box/Box/File with right door, recessed pull | VT3R - 5124 - R | 24 x 23 x 51 ½ | 610 x 584 x 1308 | 1397 |
| Box/Box/File with left door, recessed pull | VT3L - 5124 - R | 24 x 23 x 51 ½ | 610 x 584 x 1308 | 1397 |
| File/File with right door, recessed pull | VT2R - 5124 - R | 24 x 23 x 51 ½ | 610 x 584 x 1308 | 1359 |
| File/File with left door, recessed pull | VT2L - 5124 - R | 24 x 23 x 51 ½ | 610 x 584 x 1308 | 1359 |
| Box/Box/File with right door, recessed pull | VT3R - 6324 - R | 24 x 23 x 63 ½ | 610 x 584 x 1613 | 1501 |
| Box/Box/File with left door, recessed pull | VT3L - 6324 - R | 24 x 23 x 63 ½ | 610 x 584 x 1613 | 1501 |
| File/File with right door, recessed pull | VT2R - 6324 - R | 24 x 23 x 63 ½ | 610 x 584 x 1613 | 1462 |
| File/File with left door, recessed pull | VT2L - 6324 - R | 24 x 23 x 63 ½ | 610 x 584 x 1613 | 1462 |
| Box/Box/File with right door, full pull | VT3R - 5124 - F | 24 x 23 x 51 ½ | 610 x 584 x 1308 | 1467 |
| Box/Box/File with left door, full pull | VT3L - 5124 - F | 24 x 23 x 51 ½ | 610 x 584 x 1308 | 1467 |
| File/File with right door, full pull | VT2R - 5124 - F | 24 x 23 x 51 ½ | 610 x 584 x 1308 | 1427 |
| File/File with left door, full pull | VT2L - 5124 - F | 24 x 23 x 51 ½ | 610 x 584 x 1308 | 1427 |
| Box/Box/File with right door, full pull | VT3R - 6324 - F | 24 x 23 x 63 ½ | 610 x 584 x 1613 | 1576 |
| Box/Box/File with left door, full pull | VT3L - 6324 - F | 24 x 23 x 63 ½ | 610 x 584 x 1613 | 1576 |
| File/File with right door, full pull | VT2R - 6324 - F | 24 x 23 x 63 ½ | 610 x 584 x 1613 | 1535 |
| File/File with left door, full pull | VT2L - 6324 - F | 24 x 23 x 63 ½ | 610 x 584 x 1613 | 1535 |

Specification notes

- **Accessories are not included (see 2008 Price list pages 56-57).**
- Storage unit includes one adjustable shelf.
- Shelf adjusts in increments of 2 ½" (64mm).
- Wardrobe and storage doors lock independently and drawers lock together.
- Wardrobe with clothes hanger bar 9" W (229 mm).
- File drawer can accommodate legal filing front to back with the use of legal conversion kit (VPLF-KIT, see 2008 Price list page 57).
- 4 adjustable floor glides provide 1 ½" (38 mm) of height adjustment.
- Drawers interior is black.
- Shelves and interiors are black.
- Pull option matches case color.
- Full pull comes with touch latch wardrobe door.

Trim/metal colors

TR-E Smoke
TR-G Grey
TR-K Charcoal
TR-R Beige

Drawer pull options



Full pull (-F)



Recessed pull (-R)

Sample order

VT3 R - 51 24 - F, TR-K
Product code Door side Height Width Type of pull Trim/metal

6 Storage

Personal metal storage with open bookcase



Right hand



Left hand

| Specification | Code | W x D x H (in) | W x D x H (mm) | Price |
|---|-----------------|----------------|------------------|-------|
| Box/Box/File open bookcase with right door, recessed pull | VB3R - 5124 - R | 24 x 23 x 51 ½ | 610 x 584 x 1308 | 1165 |
| Box/Box/File open bookcase with left door, recessed pull | VB3L - 5124 - R | 24 x 23 x 51 ½ | 610 x 584 x 1308 | 1165 |
| File/File open bookcase with right door, recessed pull | VB2R - 5124 - R | 24 x 23 x 51 ½ | 610 x 584 x 1308 | 1155 |
| File/File open bookcase with left door, recessed pull | VB2L - 5124 - R | 24 x 23 x 51 ½ | 610 x 584 x 1308 | 1155 |
| Box/Box/File open bookcase with right door, recessed pull | VB3R - 6324 - R | 24 x 23 x 51 ½ | 610 x 584 x 1308 | 1244 |
| Box/Box/File open bookcase with left door, recessed pull | VB3L - 6324 - R | 24 x 23 x 51 ½ | 610 x 584 x 1308 | 1244 |
| File/File open bookcase with right door, recessed pull | VB2R - 6324 - R | 24 x 23 x 51 ½ | 610 x 584 x 1308 | 1205 |
| File/File open bookcase with left door, recessed pull | VB2L - 6324 - R | 24 x 23 x 51 ½ | 610 x 584 x 1308 | 1205 |
| Box/Box/File open bookcase with right door, full pull | VB3R - 5124 - F | 24 x 23 x 51 ½ | 610 x 584 x 1308 | 1223 |
| Box/Box/File open bookcase with left door, full pull | VB3L - 5124 - F | 24 x 23 x 51 ½ | 610 x 584 x 1308 | 1223 |
| File/File open bookcase with right door, full pull | VB2R - 5124 - F | 24 x 23 x 51 ½ | 610 x 584 x 1308 | 1212 |
| File/File open bookcase with left door, full pull | VB2L - 5124 - F | 24 x 23 x 51 ½ | 610 x 584 x 1308 | 1212 |
| Box/Box/File open bookcase with right door, full pull | VB3R - 6324 - F | 24 x 23 x 51 ½ | 610 x 584 x 1308 | 1306 |
| Box/Box/File open bookcase with left door, full pull | VB3L - 6324 - F | 24 x 23 x 51 ½ | 610 x 584 x 1308 | 1306 |
| File/File open bookcase with right door, full pull | VB2R - 6324 - F | 24 x 23 x 51 ½ | 610 x 584 x 1308 | 1265 |
| File/File open bookcase with left door, full pull | VB2L - 6324 - F | 24 x 23 x 51 ½ | 610 x 584 x 1308 | 1265 |

Metal.

Lock plug is black.

Standard with locks.

Specify door side, pull and finish codes.

Specification notes

- **Accessories are not included (see 2008 Price list pages 56-57).**
- Bookcase is side access.
- Storage unit includes on adjustable shelf.
- Shelf adjusts in increments of 2 ½" (64mm).
- Wardrobe lock independently and drawers lock together.
- Wardrobe with clothes hanger bar 9" W (229 mm).
- File drawer can accommodate legal filing front to back with the use of legal conversion kit (VPLF-KIT, see 2008 Price list page 57).
- 4 adjustable floor glides provide 1 ½" (38 mm) of height adjustment.
- Drawers interior is black.
- Bookcase shelves and wardrobe interiors are color matched to case.
- Pull option matches case color.
- Full pull comes with touch latch wardrobe door.

Trim/metal colors

TR-E Smoke
TR-G Grey tone
TR-K Charcoal
TR-R Beige

Drawer pull options



Full pull (-F)



Recessed pull (-R)

Sample order

VB3 R - 51 24 - F, TR-K
 Product code Door side Height Width Type of pull Trim/metal

6 Storage

Metal mobile pedestals



Mobile box/file

Metal. Fits under a work surface.

Lock plug is black.




Standard with lock.

Specify pull and finish codes.

| Specification | Code | W x D x H (in) | W x D x H (mm) | Price |
|---|--------------|----------------------|-----------------|-------|
| Box/file with recessed pull/metal front | VPM1 -24 - R | 15 5/8 x 24 x 21 1/2 | 391 x 610 x 546 | 423 |
| Box/file with full pull/metal front | VPM1 -24 - F | 15 5/8 x 24 x 21 1/2 | 391 x 610 x 546 | 457 |
| Box/file with full pull/laminate front | VPM1 -24 - L | 15 5/8 x 24 x 21 1/2 | 391 x 610 x 546 | 573 |

Specification notes

- **Accessories are not included (see 2008 Price list pages 56-57).**
- Casters are black, non-locking: 2 swivel (rear), 2 fixed (front).
- All drawers have full extension steel ball-bearing slides.
- Recessed and full pull on metal front drawer matches case color.
- Full pull on laminate drawer front is black.
- File drawer can accommodate legal filing front to back with the user of legal filing kits (VPLF-KIT, see 2008 Price list page 57).
- Drawers interior is black.

| Trim/metal colors | Drawer pull options | Sample order |
|---|--|--|
| TR-E Smoke TR-G Grey tone TR-K Charcoal TR-R Beige |  Full pull (-F)  Recessed pull (-R)  Laminate drawer pull (-L) | VPM 1- 24 - F, TR-K Product code Depth Type of pull Trim/metal color Drawer type |

Pedestal cushion



Pedestal cushion

| Specification | Code | W x D x H (in) | W x D x H (mm) | Fabric grade | Price |
|------------------|---------------|----------------|----------------|--------------|-------|
| Pedestal cushion | VPC1 - 24 - 1 | 16 x 24 x 2 | 406 x 635 x 51 | 1 | 250 |
| | VPC1 - 24 - 2 | 16 x 24 x 2 | 406 x 635 x 51 | 2 | 263 |
| | VPC1 - 24 - 3 | 16 x 24 x 2 | 406 x 635 x 51 | 3 | 275 |

Specification notes

- Double face adhesive tape included.
- For use with a 24" deep x 21 1/2" high mobile pedestal.
- Field installed.

Sample order

| | | | | |
|--------------|-------|-------|--------------|----------------------|
| VPC | 1- | 24 - | 1 | AM24 |
| | | | | |
| Product code | Depth | Grade | Cushion type | Upholstery selection |

Specify color code; refer to current United Chair fabric cards.

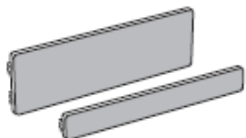
Limited upholstery selection.

**GROUPE
LACASSE**
1 888 522.2773

www.groupelacasse.com

NVISION – PANELS – CDN PRICE LIST ADDENDUM – SEPTEMBER 2008

Tackboards

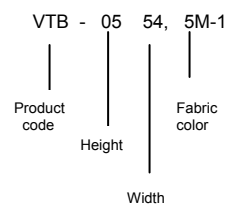


| Specification | Code | W x D x H (in) | W x D x H (mm) | Price |
|---------------|----------|----------------|-----------------|-------|
| | VTB-0554 | 54 x 1 x 5 | 1372 x 25 x 127 | 105 |
| | VTB-1654 | 54 x 1 x 16 | 1372 x 25 x 406 | 132 |

Specification notes

- For wall mount, order the wall track separately (see 2008 Price list page 48).

Sample order



Panel mounting brackets are included.

Specify color code, refer to fabric cards.

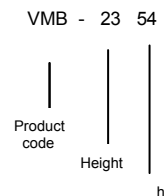
Non-magnetic marker board



| Specification | Code | W x D x H (in) | W x D x H (mm) | Price |
|---------------|----------|----------------|-----------------|-------|
| | VMB-2354 | 54 x 3 ¼ x 23 | 1372 x 83 x 584 | 299 |

Specification notes

- For wall mount, order the wall track separately (see 2008 Price list page 48).
- Markers and eraser are not included.
- Marker board ships partially knockdown.



White erasable marker board, charcoal tray and panel mounting brackets are included.